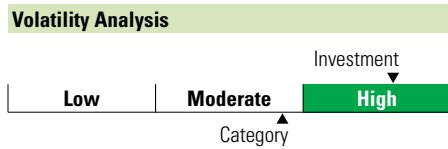


# Fiera Global Equity Fund

**Fund Category**  
Global Equity

General Information	
Fund Code	207/607/807/T207
Fund Inception	June 2011
Underlying Inception	October 2009
Fund Assets (\$Mil)	534.70
Underlying Assets (\$Mil)	10,107.89

Fund Company	Fiera Capital Corporation
Underlying Fund	Fiera Capital Global Equity



**Investment Objective**

The Fund targets an annualized return of 1.75% higher than the MSCI World Index, over moving four-year periods.

**Benchmark**  
MSCI World Net

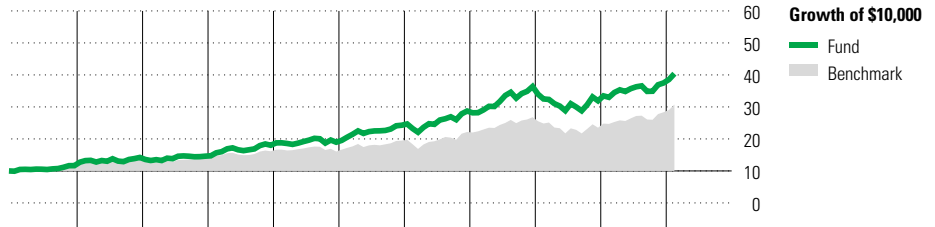
**Investment Strategy**

The investments are actively managed in order to provide investors with long-term capital appreciation by investing primarily in a diversified portfolio of global securities.

**Notes**

The fund is currently closed to new plans.

**Performance Analysis** as of February 29, 2024



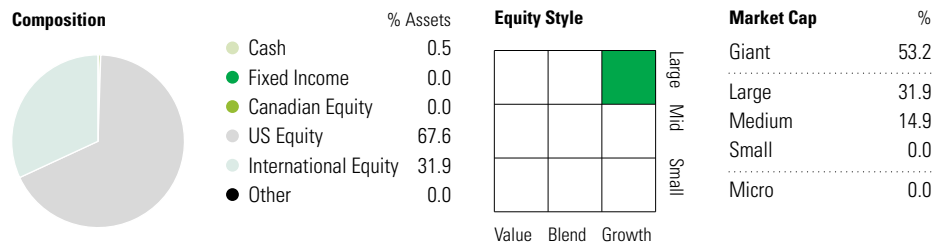
Year	2014	2015	2016	2017	2018	2019	2020	2021	2022	2023	YTD	Quartile
Fund Return %	16.5	22.0	2.8	23.3	5.3	28.0	18.3	26.7	-12.3	17.5	7.8	as at February 29, 2024
Benchmark %	14.4	18.9	3.8	14.4	-0.5	21.2	13.9	20.8	-12.2	20.5	8.5	

Annualized Returns %	3 Mth	1 Yr	2 Yr	3 Yr	4 Yr	5 Yr	10 Yr
Fund	9.4	22.4	11.5	12.7	14.8	14.5	14.5
Benchmark	10.7	24.5	11.3	11.2	13.8	12.3	11.3

Underlying Fund Performance

**Disclosure** The above data represents past performance returns, which is not indicative of future results. These are gross performance returns, calculated after the fund's operating expenses, but before investment fees. For more information, please contact Desjardins Insurance's Customer Contact Centre at 1-800-968-3587.

**Portfolio Analysis** as of February 29, 2024



Top 10 Holdings	% Assets
Microsoft Corp	8.0
Alphabet Inc Class A	6.1
Moody's Corporation	6.1
Taiwan Semiconductor Manufacturing ADR	5.2
Mastercard Inc Class A	5.1
AutoZone Inc	5.1
Lvmh Moet Hennessy Louis Vuitton SE	4.0
UnitedHealth Group Inc	3.8
TJX Companies Inc	3.5
InterContinental Hotels Group PLC	3.1
Total Number of Portfolio Holdings	3
Total Number of Underlying Holdings	36
Total Number of Stock Holdings	33
Total Number of Bond Holdings	0

Top Five Countries	% Assets
United States	68.0
United Kingdom	8.0
Switzerland	7.6
Taiwan	5.2
France	4.0

Global Equity Sectors	% Equity
Utilities	0.0
Energy	0.0
Financials	18.6
Materials	3.0
Consumer Discretionary	20.0
Consumer Staples	8.7
Communication Services	6.1
Industrials	11.5
Health Care	13.1
Information Technology	18.9
Real Estate	0.0
Unclassified	0.0