

# Desjardins Canadian Small Cap Equity Fund (Fiera)

## Fund Category

Canadian Small/Mid Cap Equity

## General Information

Fund Code	208/608
Fund Inception	June 2011
Underlying Inception	December 1993
Fund Assets (\$Mil)	30.44
Underlying Assets (\$Mil)	190.62

Fund Company	Desjardins Investments Inc
Underlying Fund	Desjardins Canadian Small Cap Equity

## Volatility Analysis



## Investment Objective

This Fund targets an annualized return at least 2.50% higher than that of the S&P/TSX Small Cap Index, over four-year moving periods.

## Benchmark

S&P/TSX Small Cap

## Investment Strategy

This Fund, actively managed, aims to provide long-term capital appreciation by investing in a portfolio composed of stocks of small and medium capitalization Canadian companies. The manager favours a growth-at-reasonable-price management style that is based on a bottom-up approach. The manager looks for companies with solid management teams, equity yield potential and strong long-term growth in earnings and cash flows as well as attractively priced securities.

## Notes

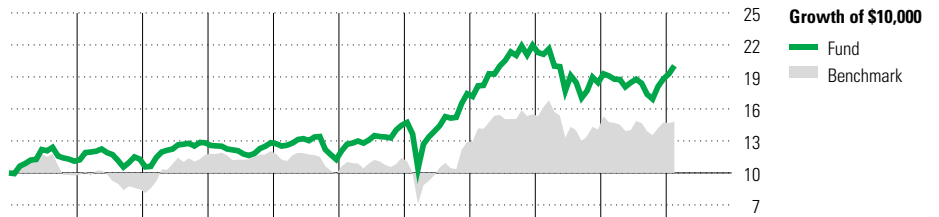
Desjardins Investments Inc. has managed this fund since July 13, 2016. Between June 2011 and July 2016, the fund was managed by Fiera Capital Corporation.

The underlying Fund performance returns are net. These are calculated after the funds operating expenses and investment fees.

Sub-advisor:

Fiera Capital Corporation

## Performance Analysis as of February 29, 2024



Year	2014	2015	2016	2017	2018	2019	2020	2021	2022	2023	YTD	Quartile
Fund Return %	11.0	1.8	13.5	0.1	-12.2	28.5	20.4	26.1	-16.0	1.9	6.5	Calendar Year
Benchmark %	-2.3	-13.3	38.5	2.8	-18.2	15.8	12.9	20.3	-9.3	4.8	0.4	as at February 29, 2024


Annualized Returns %	3 Mth	1 Yr	2 Yr	3 Yr	4 Yr	5 Yr	10 Yr
Fund	10.8	5.0	-2.6	3.4	10.1	9.6	6.5
Benchmark	4.2	0.3	-4.4	1.4	10.3	6.0	3.2

Underlying Fund Performance

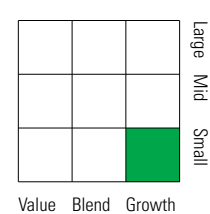
**Disclosure** The above data represents past performance returns, which is not indicative of future results. These are gross performance returns, calculated after the fund's operating expenses, but before investment fees. For more information, please contact Desjardins Insurance's Customer Contact Centre at 1-800-968-3587.

## Portfolio Analysis as of February 29, 2024

### Composition



### Equity Style



### Market Cap

● Giant	0.0
● Large	0.0
● Medium	39.3
● Small	57.4
● Micro	3.3

### Top 10 Holdings

Holder	% Assets
EQB Inc	4.0
Mainstreet Equity Corp	3.6
Trisura Group Ltd Reg Shs When Issued	3.4
Boyd Group Services Inc Ordinary Shares	3.3
MDA Ltd	3.3
Badger Infrastructure Solutions Ltd	3.1
goeasy Ltd	2.9
Colliers International Group Inc Shs	2.9
Secure Energy Services Inc	2.8
Stantec Inc	2.8
Total Number of Portfolio Holdings	3
Total Number of Underlying Holdings	66
Total Number of Stock Holdings	60
Total Number of Bond Holdings	0

### Top Five Countries

● Canada	97.8
● Australia	2.2

### Global Equity Sectors

Sector	% Equity
Utilities	0.0
Energy	13.0
Financials	10.3
Materials	13.0
Consumer Discretionary	7.9
Consumer Staples	1.6
Communication Services	0.0
Industrials	27.0
Health Care	3.3
Information Technology	14.3
Real Estate	9.6
Unclassified	0.0