

# Fidelity Canadian Core Equity Fund

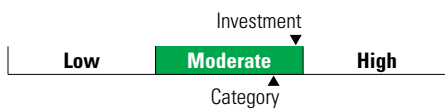
**Fund Category**  
Canadian Equity

## General Information

Fund Code 231/0231  
Fund Inception February 1997  
Underlying Inception October 2020  
Fund Assets (\$Mil) 31.00  
Underlying Assets (\$Mil) 5,423.63

Fund Company Fidelity Investments Canada ULC  
Underlying Fund Fidelity Canadian Core Equity Institutional Trust, Series IP

## Volatility Analysis



## Investment Objective

The Fund targets an annualized return higher than the S&P/TSX Capped Index, over four-year moving periods.

## Benchmark

S&P/TSX Capped

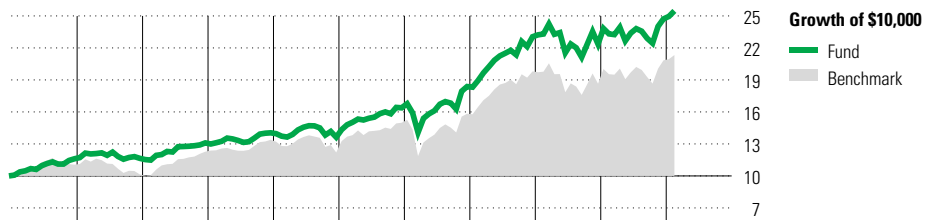
## Investment Strategy

This fund, actively managed, aims to provide a superior return derived primarily from long-term capital appreciation by investing in a diversified portfolio of shares of all capitalization Canadian corporations. The fund manager's primary emphasis is on adding value through individual stock selection, while maintaining similar style characteristics and sector weights as the benchmark.

## Notes

The name of the fund was changed on April 23, 2021 following a replacement of the underlying fund that was also managed by Fidelity Investments.

## Performance Analysis as of February 29, 2024



	2014	2015	2016	2017	2018	2019	2020	2021	2022	2023	YTD	Quartile
Fund Return %	16.1	0.4	12.4	7.2	-2.9	20.2	12.2	25.4	-3.0	10.6	3.0	as of February 29, 2024
Benchmark %	10.6	-8.3	21.1	9.1	-8.9	22.9	5.6	25.1	-5.8	11.8	2.4	


Annualized Returns %	3 Mth	1 Yr	2 Yr	3 Yr	4 Yr	5 Yr	10 Yr
Fund	6.1	9.2	4.5	10.4	12.5	11.5	9.4
Benchmark	6.4	9.2	3.9	9.0	10.4	9.3	7.4

Underlying Fund Performance

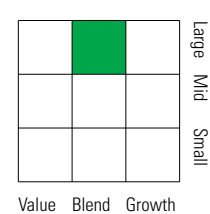
**Disclosure** The above data represents past performance returns, which is not indicative of future results. These are gross performance returns, calculated after the fund's operating expenses, but before investment fees. For more information, please contact Desjardins Insurance's Customer Contact Centre at 1-800-968-3587.

## Portfolio Analysis as of February 29, 2024

### Composition



### Equity Style



### Market Cap

Market Cap	%
Giant	42.2
Large	40.2
Medium	17.6
Small	0.0
Micro	0.0

### Top 10 Holdings

Company	% Assets
Royal Bank of Canada	7.1
Canadian National Railway Co	6.4
The Toronto-Dominion Bank	5.5
Constellation Software Inc	5.1
Canadian Natural Resources Ltd	4.7
Thomson Reuters Corp	3.1
Rogers Comms Inc Shs -B- Non-Voting	3.0
TC Energy Corp	3.0
Intact Financial Corp	2.9
Sun Life Financial Inc	2.9
Total Number of Portfolio Holdings	3
Total Number of Underlying Holdings	84
Total Number of Stock Holdings	80
Total Number of Bond Holdings	0

### Top Five Countries

Country	% Assets
Canada	97.8
United States	2.2

### Global Equity Sectors

Sector	% Equity
Utilities	3.1
Energy	16.4
Financials	31.0
Materials	10.2
Consumer Discretionary	4.1
Consumer Staples	4.2
Communication Services	4.9
Industrials	13.5
Health Care	0.0
Information Technology	10.1
Real Estate	2.5
Unclassified	0.0