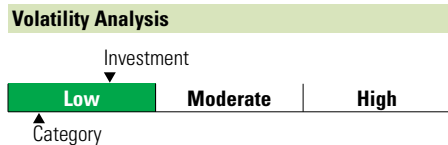


# Desjardins Global Tactical Bond Fund (PIMCO)

**Fund Category**  
High Yield Fixed Income

General Information	
Fund Code	234/634
Fund Inception	December 2013
Underlying Inception	October 2013
Fund Assets (\$Mil)	47.07
Underlying Assets (\$Mil)	376.50
Fund Company: Desjardins Investments Inc	
Underlying Fund: Desjardins Global Tactical Bond Class I	



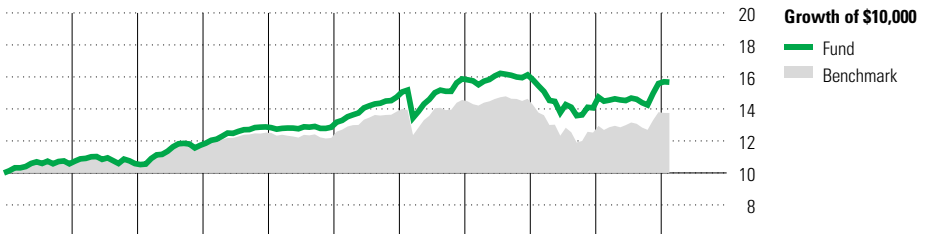
**Investment Objective**  
This fund targets an annualized return at least 1.00% higher than that of the combined benchmarks below, over four-year moving periods

**Benchmark**  
33.33% Bloomberg Barclays Global Aggregate Corporate Bond Ex Emerging Markets Hedged, 33.33% BofA Merrill Lynch Global High Yield, BB-B Rated Constrained Developed Markets Hedged, 33.33% J.P. Morgan EMBI Global Diversified Hedged

**Investment Strategy**  
This fund, actively managed, aims to provide high income and some long-term capital appreciation by investing primarily in securities from global credit markets. The fund mostly consists of investment-grade corporate global bonds, high-yield corporate global bonds and emerging market bonds.

**Notes**  
Sub-advisor:  
PIMCO Canada Corp.

**Performance Analysis** as of February 29, 2024



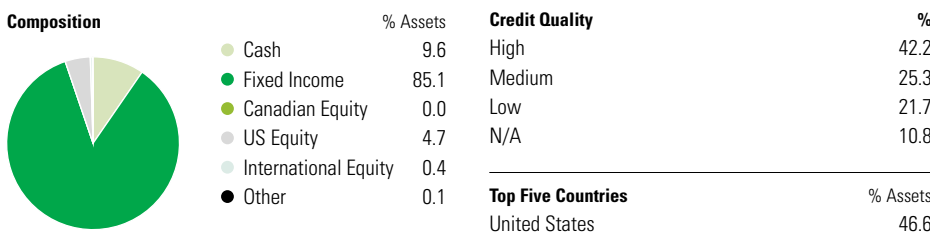
Quartile											
2014	2015	2016	2017	2018	2019	2020	2021	2022	2023	YTD	Calendar Year
5.7	0.1	10.8	9.8	-0.2	14.7	7.7	1.6	-12.8	10.8	0.5	as at February 29, 2024
6.8	-0.3	9.6	7.3	-2.6	13.5	5.3	0.5	-14.4	10.2	-0.4	Fund Return %
											Benchmark %

Annualized Returns %	3 Mth	1 Yr	2 Yr	3 Yr	4 Yr	5 Yr	10 Yr
Fund	4.7	8.2	0.7	-0.2	0.8	3.4	4.3
Benchmark	3.4	8.3	-0.1	-1.3	-0.3	1.6	3.0

Underlying Fund Performance

**Disclosure** The above data represents past performance returns, which is not indicative of future results. These are gross performance returns, calculated after the fund's operating expenses, but before investment fees. For more information, please contact Desjardins Insurance's Customer Contact Centre at 1-800-968-3587.

**Portfolio Analysis** as of February 29, 2024



**Top Five Countries**

Country	% Assets
United States	46.6
United Kingdom	12.8
Panama	3.6
Italy	3.4
Peru	3.2

**Top 10 Holdings**

Security	% Assets
US Treasury Bonds 4% 15-11-2042	4.2
US Treasury Bonds 4% 15-11-2052	3.4
Amsurg	3.0
Panama (Republic of) 7.5% 01-03-2031	2.1
Eurosail-UK 2007-1NC PL 4.398% 13-12-2041	2.0
Wesco Aircraft Hldgs Inc 10.5% 15-11-2026	1.7
Peru LNG S.R.L. 5.375% 22-03-2030	1.7
Ecopetrol S.A. 8.625% 19-01-2029	1.4
Ivory Coast (Republic Of) 5.25% 22-03-2030	1.4
Syniverse Holdings, BL, f.r., 13-05-2027	1.4
Total Number of Portfolio Holdings	3
Total Number of Underlying Holdings	312
Total Number of Stock Holdings	11
Total Number of Bond Holdings	225

**Fixed Income Breakdown**

Category	% Bond
Government Bonds	34.8
Corporate Bonds	42.4
Other Bonds	0.0
Mortgage Backed Securities	15.3
ST Investments (Cash & Other)	3.8
Asset Backed Securities	4.2