

DFS BlackRock[®] MSCI All Country World Index Fund

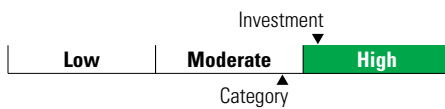
Fund Category
Global Equity

General Information

Fund Code 244/644/844/T244
Fund Inception May 2011
Underlying Inception September 2007
Fund Assets (\$Mil) 287.87
Underlying Assets (\$Mil) 2,459.73

Fund Company BlackRock Asset Management Canada Ltd
Underlying Fund BlackRock CDN MSCI ACWI ex-Canada Index

Volatility Analysis



Investment Objective

The Fund aims to reproduce as closely as possible the annualized return of the MSCI ACWI ex. Canada Net, expressed in Canadian dollars, over four-year moving periods.

Benchmark

MSCI ACWI ex. Canada Net

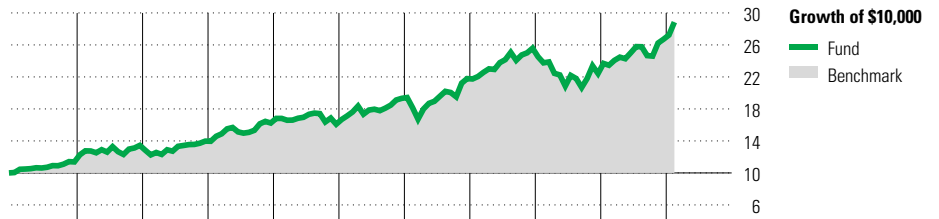
Investment Strategy

The investments are passively managed in order to provide a return derived primarily from long term capital appreciation by investing in a broadly diversified portfolio of stocks of companies located throughout the world, including emerging countries.

Notes

BlackRock[®] is a registered trademark of BlackRock, Inc. Used under license.

Performance Analysis as of February 29, 2024



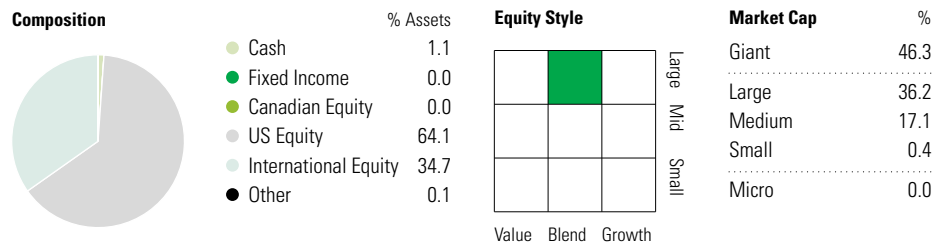
Performance Analysis as of February 29, 2024											Quartile	
2014	2015	2016	2017	2018	2019	2020	2021	2022	2023	YTD	Calendar Year	as at February 29, 2024
13.8	18.2	4.0	16.2	-0.9	20.1	12.8	17.4	-12.4	19.1	8.0	Fund Return %	
13.7	18.1	3.7	16.1	-1.0	20.2	14.5	17.3	-12.6	19.1	8.1	Benchmark %	

Annualized Returns %	3 Mth	1 Yr	2 Yr	3 Yr	4 Yr	5 Yr	10 Yr
Fund	10.0	23.0	10.2	9.4	12.3	11.0	10.7
Benchmark	10.1	23.1	10.1	9.3	12.6	11.2	10.7

Underlying Fund Performance

Disclosure The above data represents past performance returns, which is not indicative of future results. These are gross performance returns, calculated after the fund's operating expenses, but before investment fees. For more information, please contact Desjardins Insurance's Customer Contact Centre at 1-800-968-3587.

Portfolio Analysis as of February 29, 2024



Top 10 Holdings	% Assets
Microsoft Corp	4.2
Apple Inc	4.1
NVIDIA Corp	2.8
Amazon.com Inc	2.4
Meta Platforms Inc Class A	1.6
Alphabet Inc Class A	1.2
Alphabet Inc Class C	1.0
Eli Lilly and Co	0.9
Tesla Inc	0.8
Broadcom Inc	0.8
Total Number of Portfolio Holdings	3
Total Number of Underlying Holdings	2,673
Total Number of Stock Holdings	2,626
Total Number of Bond Holdings	0

Top Five Countries	% Assets
United States	64.8
Japan	5.8
United Kingdom	3.5
Switzerland	2.8
France	2.7

Global Equity Sectors	% Equity
Utilities	2.5
Energy	4.1
Financials	15.4
Materials	4.0
Consumer Discretionary	10.9
Consumer Staples	6.9
Communication Services	7.7
Industrials	10.5
Health Care	11.7
Information Technology	24.0
Real Estate	2.3
Unclassified	0.0