

DFS BlackRock[®] Canadian Equity Index Fund

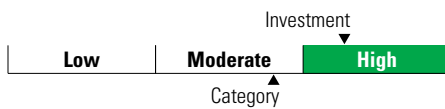
Fund Category
Canadian Equity

General Information

Fund Code 253/653/853/T253
Fund Inception January 2003
Underlying Inception October 1999
Fund Assets (\$Mil) 285.75
Underlying Assets (\$Mil) 3,324.18

Fund Company BlackRock Asset Management Canada Ltd
Underlying Fund BlackRock Canadian Equity Index Class D

Volatility Analysis



Investment Objective

The Fund aims to reproduce as closely as possible the annualized return for the S&P/TSX Capped Composite Index

Benchmark
S&P/TSX Capped

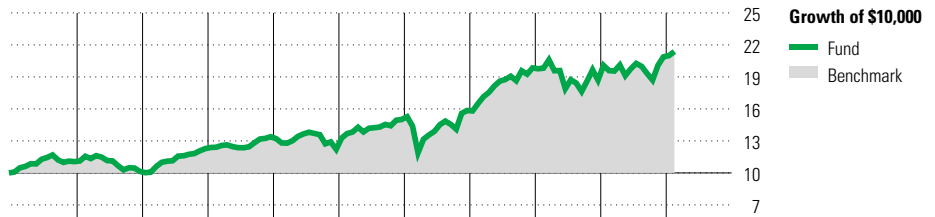
Investment Strategy

The investments are passively managed in order to provide a return derived primarily from capital appreciation by investing in a broadly diversified portfolio of Canadian equity securities.

Notes

BlackRock[®] is a registered trademark of BlackRock, Inc. Used under license.

Performance Analysis as of February 29, 2024



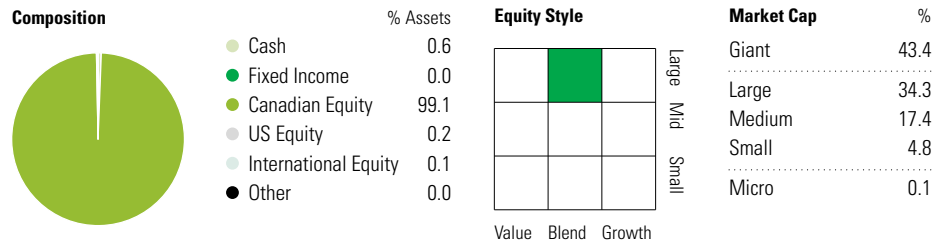
											Quartile	
2014	2015	2016	2017	2018	2019	2020	2021	2022	2023	YTD	Calendar Year	
10.6	-8.3	21.1	9.1	-8.8	22.9	5.7	25.2	-5.8	11.7	2.4	as at February 29, 2024	
10.6	-8.3	21.1	9.1	-8.9	22.9	5.6	25.1	-5.8	11.8	2.4	Fund Return %	
											Benchmark %	

Annualized Returns %	3 Mth	1 Yr	2 Yr	3 Yr	4 Yr	5 Yr	10 Yr
Fund	6.4	9.1	3.9	9.0	10.4	9.3	7.4
Benchmark	6.4	9.2	3.9	9.0	10.4	9.3	7.4

Underlying Fund Performance

Disclosure The above data represents past performance returns, which is not indicative of future results. These are gross performance returns, calculated after the fund's operating expenses, but before investment fees. For more information, please contact Desjardins Insurance's Customer Contact Centre at 1-800-968-3587.

Portfolio Analysis as of February 29, 2024



Top 10 Holdings	% Assets
Royal Bank of Canada	6.0
The Toronto-Dominion Bank	4.9
Shopify Inc Reg Shs -A- Subord Vtg	4.1
Canadian Pacific Kansas City Ltd	3.5
Canadian National Railway Co	3.3
Canadian Natural Resources Ltd	3.3
Enbridge Inc	3.2
Bank of Montreal	2.9
Brookfield Corp Reg Shs -A- Ltd Vtg	2.6
Bank of Nova Scotia	2.6
Total Number of Portfolio Holdings	3
Total Number of Underlying Holdings	232
Total Number of Stock Holdings	226
Total Number of Bond Holdings	0

Top Five Countries	% Assets
Canada	99.7
United States	0.2
Turkey	0.1
United Kingdom	0.0

Global Equity Sectors	% Equity
Utilities	3.9
Energy	17.3
Financials	30.9
Materials	10.3
Consumer Discretionary	3.6
Consumer Staples	4.2
Communication Services	3.8
Industrials	13.9
Health Care	0.3
Information Technology	9.2
Real Estate	2.4
Unclassified	0.0