

# Fiera Canadian Equity Fund

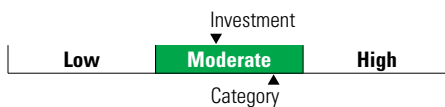
**Fund Category**  
Canadian Equity

## General Information

Fund Code 258/658  
Fund Inception October 2004  
Underlying Inception November 2016  
Fund Assets (\$Mil) 271.58  
Underlying Assets (\$Mil) 3,559.87

Fund Company Fiera Capital Corporation  
Underlying Fund Fiera Canadian Equity

## Volatility Analysis



## Investment Objective

The Fund targets an annualized return of 1.5% higher than the S&P/TSX Capped Index, over four-year moving periods.

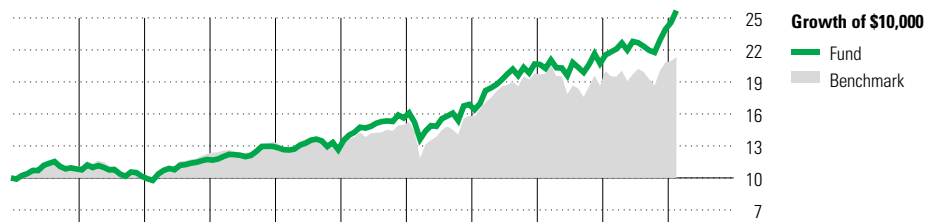
## Benchmark

S&P/TSX Capped

## Investment Strategy

This Fund, actively managed, aims to provide long-term capital appreciation by investing in shares of large and high quality Canadian companies. The fund employs a bottom-up fundamental, conservative and disciplined approach that puts the emphasis on capital preservation. The fund manager favours businesses that are profitable and well-established, present defensible attributes and can generate good returns on investment.

## Performance Analysis as of February 29, 2024



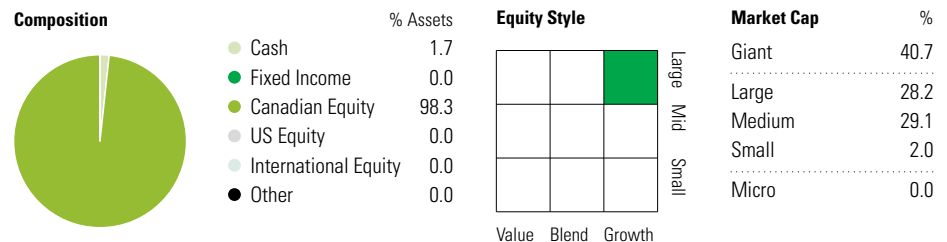
	2014	2015	2016	2017	2018	2019	2020	2021	2022	2023	YTD	Quartile
	8.4	-6.4	15.6	10.4	-2.5	23.6	8.1	22.4	0.2	15.5	7.3	Calendar Year
	10.6	-8.3	21.1	9.1	-8.9	22.9	5.6	25.1	-5.8	11.8	2.4	as at February 29, 2024
												Fund Return %
												Benchmark %

Annualized Returns %	3 Mth	1 Yr	2 Yr	3 Yr	4 Yr	5 Yr	10 Yr
Fund	12.0	17.8	12.6	14.8	14.0	12.9	9.7
Benchmark	6.4	9.2	3.9	9.0	10.4	9.3	7.4

Underlying Fund Performance

**Disclosure** The above data represents past performance returns, which is not indicative of future results. These are gross performance returns, calculated after the fund's operating expenses, but before investment fees. For more information, please contact Desjardins Insurance's Customer Contact Centre at 1-800-968-3587.

## Portfolio Analysis as of February 29, 2024



Top 10 Holdings	% Assets
Constellation Software Inc	5.7
CGI Inc Class A	5.5
Dollarama Inc	5.1
Canadian Pacific Kansas City Ltd	5.1
Intact Financial Corp	4.7
Thomson Reuters Corp	4.7
Canadian National Railway Co	4.6
TMX Group Ltd	4.5
Waste Connections Inc	4.4
Royal Bank of Canada	4.4
Total Number of Portfolio Holdings	3
Total Number of Underlying Holdings	38
Total Number of Stock Holdings	31
Total Number of Bond Holdings	0

Top Five Countries	% Assets
Canada	100.0

Global Equity Sectors	% Equity
Utilities	0.0
Energy	0.0
Financials	24.4
Materials	3.4
Consumer Discretionary	8.0
Consumer Staples	14.4
Communication Services	5.1
Industrials	28.8
Health Care	0.0
Information Technology	16.0
Real Estate	0.0
Unclassified	0.0