

# Beutel Goodman Canadian Equity Fund

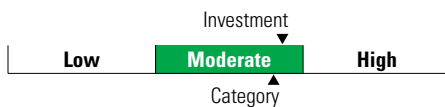
**Fund Category**  
Canadian Equity

## General Information

Fund Code 280/680/880  
Fund Inception June 2009  
Underlying Inception January 1985  
Fund Assets (\$Mil) 88.09  
Underlying Assets (\$Mil) 10,272.45

Fund Company Beutel, Goodman & Company Ltd.  
Underlying Fund Beutel Goodman Canadian Equity

## Volatility Analysis



## Investment Objective

The Fund targets an annualized return higher than the S&P/TSX Index, over four-year moving periods.

**Benchmark**  
S&P/TSX

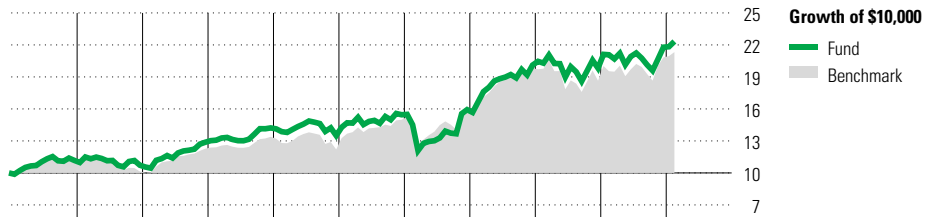
## Investment Strategy

The investments are actively managed in order to provide a superior real return derived from long-term capital appreciation by investing in a diversified portfolio of established Canadian issuers. The strategy uses a disciplined bottom-up, fundamental value approach to invest in companies trading at discounts to their business value, based on the belief that stocks purchased at discount to business value provide a margin of safety. This combined with a focus on quality companies with stable, growing businesses, with strong balance sheets, should provide important downside protection.

## Notes

The fund is currently closed to new plans.

## Performance Analysis as of February 29, 2024



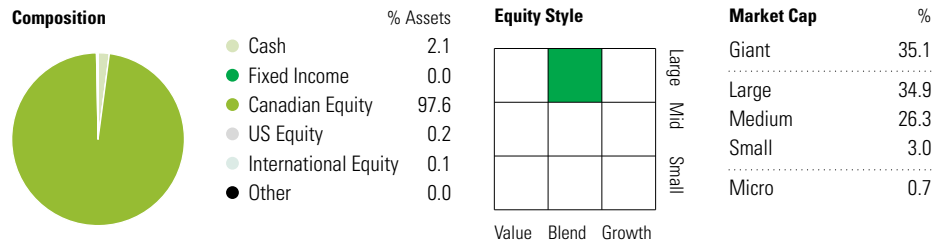
	2014	2015	2016	2017	2018	2019	2020	2021	2022	2023	YTD	Quartile
Fund	11.7	-4.0	20.1	10.4	-5.1	14.5	3.1	26.2	-1.4	9.9	2.5	Calendar Year
Benchmark	10.6	-8.3	21.1	9.1	-8.9	22.9	5.6	25.1	-5.8	11.8	2.4	as at February 29, 2024
												Fund Return %
												Benchmark %

Annualized Returns %	3 Mth	1 Yr	2 Yr	3 Yr	4 Yr	5 Yr	10 Yr
Fund	8.0	5.9	4.9	10.3	11.4	8.7	8.1
Benchmark	6.4	9.2	3.9	9.0	10.4	9.3	7.4

Underlying Fund Performance

**Disclosure** The above data represents past performance returns, which is not indicative of future results. These are gross performance returns, calculated after the fund's operating expenses, but before investment fees. For more information, please contact Desjardins Insurance's Customer Contact Centre at 1-800-968-3587.

## Portfolio Analysis as of February 29, 2024



Top 10 Holdings	% Assets	Top Five Countries	% Assets
Royal Bank of Canada	7.4	Canada	99.7
The Toronto-Dominion Bank	6.1	United States	0.2
Canadian National Railway Co	4.3	United Kingdom	0.1
Manulife Financial Corp	4.1		
TC Energy Corp	3.8	Global Equity Sectors	% Equity
RB Global Inc	3.7	Utilities	3.7
Bank of Montreal	3.6	Energy	7.3
Sun Life Financial Inc	3.6	Financials	34.0
Rogers Comms Inc Shs -B- Non-Voting	3.5	Materials	6.3
Suncor Energy Inc	3.3	Consumer Discretionary	10.1
Total Number of Portfolio Holdings	3	Consumer Staples	11.5
Total Number of Underlying Holdings	80	Communication Services	5.9
Total Number of Stock Holdings	70	Industrials	14.3
Total Number of Bond Holdings	0	Health Care	0.0
		Information Technology	5.0
		Real Estate	1.9
		Unclassified	0.0