

Baillie Gifford Global Equity Fund

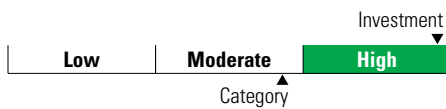
Fund Category
Global Equity

General Information

Fund Code 310/710
Fund Inception October 2012
Underlying Inception July 2009
Fund Assets (\$Mil) 377.31
Underlying Assets (\$Mil) 2,904.93

Fund Company Baillie Gifford Overseas Limited
Underlying Fund Baillie Gifford Global Alpha Fund (CAD)

Volatility Analysis



Investment Objective

This fund targets an annualized return higher than that of the MSCI All Country World Net Index, expressed in Canadian dollars, over four-year moving periods.

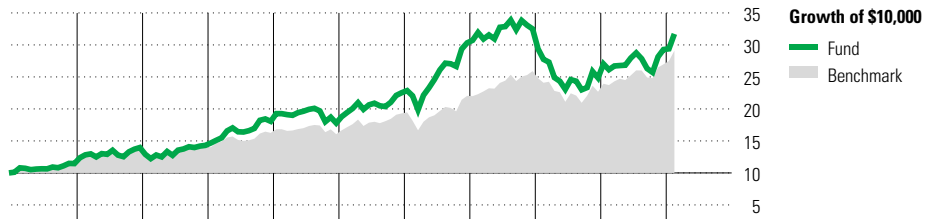
Benchmark

MSCI All Country World Net

Investment Strategy

This fund, actively managed, aims to provide superior returns primarily through capital appreciation by investing in a diversified stock portfolio of companies located throughout the world.

Performance Analysis as of February 29, 2024



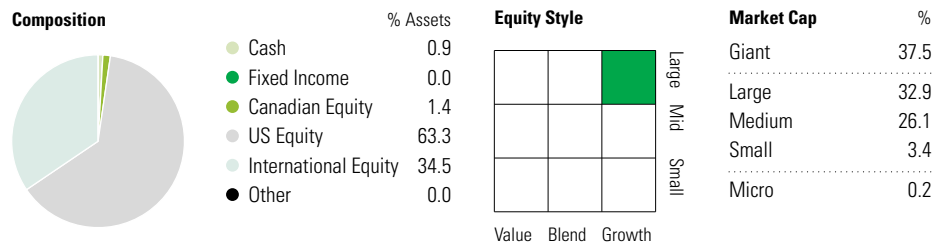
Year	2014	2015	2016	2017	2018	2019	2020	2021	2022	2023	YTD	Quartile
Fund	14.6	21.9	2.4	26.3	-1.5	26.7	34.6	7.2	-23.5	17.8	8.4	Calendar Year
Benchmark	14.4	18.9	3.2	15.8	-1.3	20.2	14.2	17.5	-12.4	18.9	7.9	as at February 29, 2024
												Fund Return %
												Benchmark %

Annualized Returns %	3 Mth	1 Yr	2 Yr	3 Yr	4 Yr	5 Yr	10 Yr
Fund	12.7	21.4	6.9	-0.2	9.5	10.3	11.4
Benchmark	10.0	22.7	9.9	9.3	12.5	11.2	10.7

Underlying Fund Performance

Disclosure The above data represents past performance returns, which is not indicative of future results. These are gross performance returns, calculated after the fund's operating expenses, but before investment fees. For more information, please contact Desjardins Insurance's Customer Contact Centre at 1-800-968-3587.

Portfolio Analysis as of February 29, 2024



Top 10 Holdings	% Assets
Microsoft Corp	3.9
Martin Marietta Materials Inc	3.6
Meta Platforms Inc Class A	3.5
Amazon.com Inc	3.5
Elevance Health Inc	3.5
Moody's Corporation	3.1
Ryanair Holdings PLC ADR	3.1
Reliance Industries Ltd DR	2.7
CRH PLC	2.6
Mastercard Inc Class A	2.2
Total Number of Portfolio Holdings	3
Total Number of Underlying Holdings	99
Total Number of Stock Holdings	96
Total Number of Bond Holdings	0

Top Five Countries	% Assets
United States	63.8
Japan	4.5
India	3.7
Netherlands	3.3
Ireland	3.1

Global Equity Sectors	% Equity
Utilities	0.0
Energy	2.9
Financials	15.0
Materials	8.8
Consumer Discretionary	18.6
Consumer Staples	2.2
Communication Services	10.1
Industrials	10.9
Health Care	12.3
Information Technology	16.9
Real Estate	2.3
Unclassified	0.0