

DFS BlackRock® Global Real Estate Index Fund

Fund Category
Real Estate Equity

General Information

Fund Code 319/619
Fund Inception September 2014
Underlying Inception July 2012
Fund Assets (\$Mil) 86.13
Underlying Assets (\$Mil) 3,066.30

Fund Company BlackRock Asset Management Canada Ltd
Underlying Fund BlackRock CDN GIBL Dev Real Est Idx CI D

Volatility Analysis



Investment Objective

This fund aims to reproduce the annualized return of the FTSE EPRA/NAREIT Developed Net Index, expressed in Canadian dollars, over four-year moving periods.

Benchmark

FTSE EPRA/NAREIT Developed Net

Investment Strategy

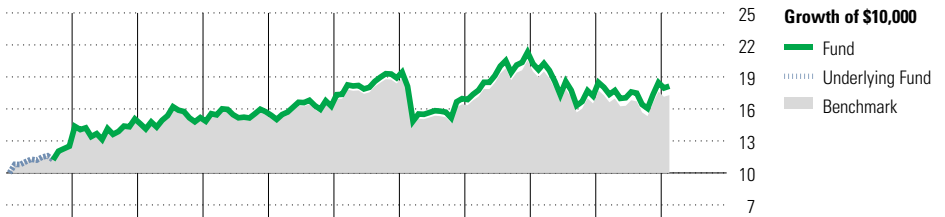
This fund, passively managed, aims to provide a return derived from long-term capital appreciation and current income by investing in a broadly diversified portfolio of equity securities of real estate companies and investment trusts from developed markets. The manager seeks to track the return and risk profile of the FTSE EPRA/NAREIT Developed Index through investments in a large number of global real estate securities.

Notes

BlackRock® is a registered trademark of BlackRock, Inc. Used under license.

Returns include a capital contribution representing 0.50% made in May 2015 following a tax return received for the Desjardins Global Real Estate fund (ceding fund closed in October 2014).

Performance Analysis as of February 29, 2024



Quartile											
2014	2015	2016	2017	2018	2019	2020	2021	2022	2023	YTD	Calendar Year
25.3	20.5	0.8	3.6	3.4	16.3	-10.3	25.6	-19.2	7.3	-1.8	as at February 29, 2024
25.4	19.0	0.5	3.1	2.9	15.7	-10.6	25.0	-19.6	6.7	-1.9	Fund Return %
											Benchmark %

Annualized Returns %


	3 Mth	1 Yr	2 Yr	3 Yr	4 Yr	5 Yr	10 Yr
Fund	4.5	0.6	-4.0	1.5	0.0	0.9	4.5
Benchmark	4.5	0.1	-4.5	1.0	-0.5	0.4	4.8

Underlying Fund Performance

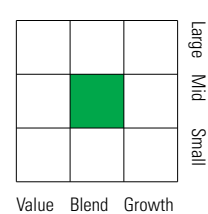
Disclosure The above data represents past performance returns, which is not indicative of future results. These are gross performance returns, calculated after the fund's operating expenses, but before investment fees. For more information, please contact Desjardins Insurance's Customer Contact Centre at 1-800-968-3587.

Portfolio Analysis as of February 29, 2024

Composition



Equity Style



Market Cap

Market Cap	%
Giant	0.9
Large	25.7
Medium	53.0
Small	17.1
Micro	3.3

Top 10 Holdings

Top 10 Holdings	% Assets
Prologis Inc	7.8
Equinix Inc 14-09-2026	5.2
Welltower Inc	3.1
Simon Property Group Inc	3.0
Public Storage	2.8
Digital Realty Trust Inc	2.8
Realty Income Corp	2.7
VICI Prop Inc Ordinary Shares 29-02-2024	2.0
Extra Space Storage Inc	1.9
AvalonBay Communities Inc	1.6
Total Number of Portfolio Holdings	3
Total Number of Underlying Holdings	372
Total Number of Stock Holdings	345
Total Number of Bond Holdings	0

Top Five Countries

Top Five Countries	% Assets
United States	63.5
Japan	10.1
Australia	3.8
Singapore	3.8
United Kingdom	3.4

Global Equity Sectors

Global Equity Sectors	% Equity
Utilities	0.0
Energy	0.0
Financials	0.0
Materials	0.0
Consumer Discretionary	0.0
Consumer Staples	0.0
Communication Services	0.0
Industrials	0.0
Health Care	0.1
Information Technology	0.0
Real Estate	99.9
Unclassified	0.0