

CC&L Canadian Equity Fund

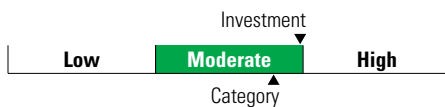
Fund Category
Canadian Equity

General Information

Fund Code 320/720
Fund Inception October 2014
Underlying Inception July 1999
Fund Assets (\$Mil) 206.83
Underlying Assets (\$Mil) 2,361.54

Fund Company Connor Clark & Lunn Invmt Mgmt Ltd
Underlying Fund CC&L Group Canadian Equity

Volatility Analysis



Investment Objective

This fund targets an annualized return at least 2.00% higher than that of the S&P/TSX Capped Index, over four-year moving periods.

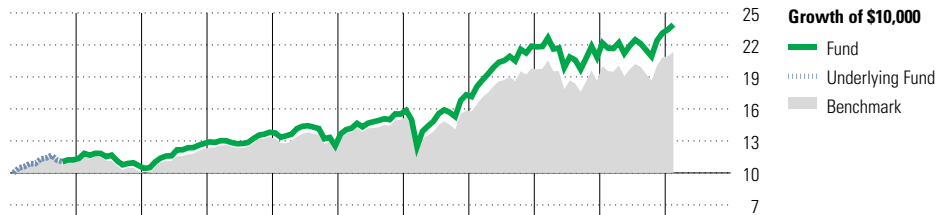
Benchmark

S&P/TSX Capped

Investment Strategy

This fund, actively managed, aims to provide long-term capital appreciation by investing in a diversified portfolio of Canadian equities. The fund employs a diversified core approach using, based on equal target weights, fundamental and quantitative investment strategies. The fundamental approach focuses on companies with strong growth characteristics and balance sheets that are attractively priced. The quantitative approach incorporates predefined factors while minimizing unwanted risk-taking within the portfolio.

Performance Analysis as of February 29, 2024



Year	2014	2015	2016	2017	2018	2019	2020	2021	2022	2023	YTD	Quartile
Fund Return %	12.3	-4.9	19.6	8.2	-9.2	23.8	11.6	26.4	-4.7	10.9	3.4	Calendar Year
Benchmark %	10.6	-8.3	21.1	9.1	-8.9	22.9	5.6	25.1	-5.8	11.8	2.4	as at February 29, 2024

Annualized Returns %


	3 Mth	1 Yr	2 Yr	3 Yr	4 Yr	5 Yr	10 Yr
Fund	6.6	10.1	4.6	9.7	12.4	11.2	8.6
Benchmark	6.4	9.2	3.9	9.0	10.4	9.3	7.4

Underlying Fund Performance

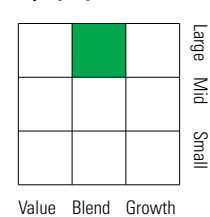
Disclosure The above data represents past performance returns, which is not indicative of future results. These are gross performance returns, calculated after the fund's operating expenses, but before investment fees. For more information, please contact Desjardins Insurance's Customer Contact Centre at 1-800-968-3587.

Portfolio Analysis as of February 29, 2024

Composition



Equity Style



Market Cap

Market Cap	%
Giant	39.8
Large	32.8
Medium	18.6
Small	7.0
Micro	1.7

Top 10 Holdings

Company	% Assets
Royal Bank of Canada	5.6
The Toronto-Dominion Bank	4.7
Shopify Inc Reg Shs -A- Subord Vtg	4.1
Constellation Software Inc	3.5
Canadian Natural Resources Ltd	3.0
Enbridge Inc	3.0
Canadian National Railway Co	2.6
Canadian Pacific Kansas City Ltd	2.6
Bank of Nova Scotia	2.5
Intact Financial Corp	2.1
Total Number of Portfolio Holdings	3
Total Number of Underlying Holdings	305
Total Number of Stock Holdings	302
Total Number of Bond Holdings	0

Top Five Countries

Country	% Assets
Canada	99.7
United Kingdom	0.2
United States	0.0
Colombia	0.0

Global Equity Sectors

Sector	% Equity
Utilities	3.6
Energy	18.2
Financials	28.7
Materials	9.8
Consumer Discretionary	3.6
Consumer Staples	3.5
Communication Services	3.5
Industrials	15.6
Health Care	0.1
Information Technology	11.5
Real Estate	1.9
Unclassified	0.0