

Mawer Canadian Equity Fund

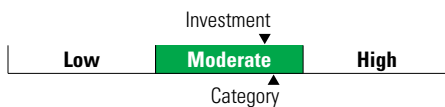
Fund Category
Canadian Equity

General Information

Fund Code	323/723/0323
Fund Inception	January 2015
Underlying Inception	December 2004
Fund Assets (\$Mil)	29.07
Underlying Assets (\$Mil)	3,746.85

Fund Company	Mawer Investment Management Ltd
Underlying Fund	Mawer Canadian Equity Series O

Volatility Analysis



Investment Objective

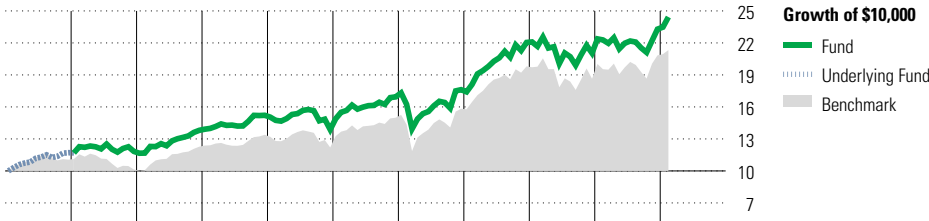
This fund targets an annualized return higher than that of the S&P/TSX Index, over four-year moving periods.

Benchmark
S&P/TSX

Investment Strategy

This fund, actively managed, aims to provide long term capital growth by investing in securities of larger capitalization Canadian companies. The manager systematically creates broadly diversified portfolios of companies with strong growth characteristics bought at discount compared to their estimated intrinsic values. It uses a long term investment horizon to allow for investors recognition and growth.

Performance Analysis as of February 29, 2024



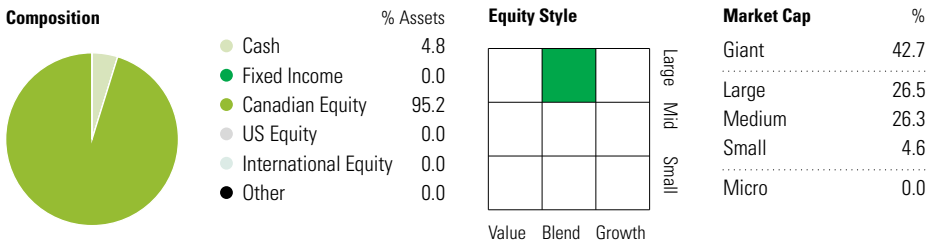
Year	2014	2015	2016	2017	2018	2019	2020	2021	2022	2023	YTD	Calendar Year
Fund Return %	17.1	1.0	16.7	10.2	-8.8	22.1	4.0	25.1	-4.5	10.7	4.9	as at February 29, 2024
Benchmark %	10.6	-8.3	21.1	9.1	-8.9	22.9	5.6	25.1	-5.8	11.8	2.4	

Annualized Returns %	3 Mth	1 Yr	2 Yr	3 Yr	4 Yr	5 Yr	10 Yr
Fund	10.0	9.7	6.1	10.5	10.7	9.5	9.0
Benchmark	6.4	9.2	3.9	9.0	10.4	9.3	7.4

Underlying Fund Performance

Disclosure The above data represents past performance returns, which is not indicative of future results. These are gross performance returns, calculated after the fund's operating expenses, but before investment fees. For more information, please contact Desjardins Insurance's Customer Contact Centre at 1-800-968-3587.

Portfolio Analysis as of February 29, 2024



Top 10 Holdings	% Assets
Royal Bank of Canada	5.1
Canadian Natural Resources Ltd	4.5
The Toronto-Dominion Bank	4.0
Alimentation Couche-Tard Inc	3.9
Canadian Pacific Kansas City Ltd	3.6
CGI Inc Class A	3.5
Constellation Software Inc	3.4
Brookfield Corp Reg Shs -A- Ltd Vtg	3.2
Loblaw Companies Ltd	3.2
TMX Group Ltd	3.1
Total Number of Portfolio Holdings	3
Total Number of Underlying Holdings	52
Total Number of Stock Holdings	43
Total Number of Bond Holdings	0

Top Five Countries	% Assets
Canada	100.0

Global Equity Sectors	% Equity
Utilities	7.4
Energy	7.2
Financials	33.8
Materials	5.5
Consumer Discretionary	4.6
Consumer Staples	9.0
Communication Services	2.0
Industrials	17.7
Health Care	0.0
Information Technology	8.9
Real Estate	3.8
Unclassified	0.0