

Desjardins Global Equity Growth Fund (Baillie Gifford)

Fund Category
Global Equity

General Information

Fund Code 344/744
Fund Inception July 2016
Underlying Inception January 2015
Fund Assets (\$Mil) 52.11
Underlying Assets (\$Mil) 673.57

Fund Company Desjardins Investments Inc
Underlying Fund Desjardins Global Equity Growth A

Volatility Analysis



Investment Objective

This Fund targets an annualized return at least 2.00% higher than that of the MSCI All Country World Net Index, over four-year moving periods.

Benchmark

MSCI All Country World Net

Investment Strategy

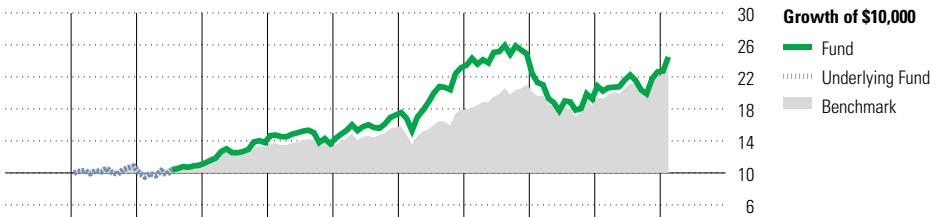
This Fund, actively managed, aims to provide long-term capital growth by investing primarily in shares of companies located anywhere in the world, including emerging countries. The manager favours growth management style with a focus on companies that can sustain above average, long-term growth in sales and profits. The manager seeks to invest in companies with sustainable competitive advantages and strong management teams, which operate in a favorable market background and display solid financial characteristics.

Notes

The underlying Fund performance returns are net. These are calculated after the funds operating expenses and investment fees.

Sub-advisor:
Baillie Gifford Overseas Limited

Performance Analysis as of February 29, 2024



											Quartile	
2014	2015	2016	2017	2018	2019	2020	2021	2022	2023	YTD	Calendar Year	
—	—	0.0	25.7	-1.1	26.5	34.4	7.6	-22.8	17.5	8.3	as at February 29, 2024	
—	—	3.2	15.8	-1.3	20.2	14.2	17.5	-12.4	18.9	7.9	Fund Return %	
											Benchmark %	


Annualized Returns %	3 Mth	1 Yr	2 Yr	3 Yr	4 Yr	5 Yr	10 Yr
Fund	12.6	21.0	7.3	0.2	9.9	10.5	—
Benchmark	10.0	22.7	9.9	9.3	12.5	11.2	—

Underlying Fund Performance

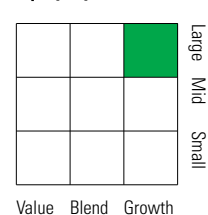
Disclosure The above data represents past performance returns, which is not indicative of future results. These are gross performance returns, calculated after the fund's operating expenses, but before investment fees. For more information, please contact Desjardins Insurance's Customer Contact Centre at 1-800-968-3587.

Portfolio Analysis as of February 29, 2024

Composition



Equity Style



Market Cap

	%
Giant	38.0
Large	31.7
Medium	26.7
Small	3.4
Micro	0.2

Top 10 Holdings

	% Assets
Meta Platforms Inc Class A	4.1
Microsoft Corp	3.8
Martin Marietta Materials Inc	3.8
Amazon.com Inc	3.7
Elevance Health Inc	3.3
Ryanair Holdings PLC ADR	3.0
Moody's Corporation	2.8
CRH PLC	2.8
Reliance Industries Ltd GDR - 144A	2.5
Service Corp International	2.2
Total Number of Portfolio Holdings	3
Total Number of Underlying Holdings	103
Total Number of Stock Holdings	96
Total Number of Bond Holdings	0

Top Five Countries

	% Assets
United States	66.3
Japan	4.4
India	3.5
Netherlands	3.2
Ireland	3.0

Global Equity Sectors

	% Equity
Utilities	0.0
Energy	2.8
Financials	14.3
Materials	9.3
Consumer Discretionary	19.5
Consumer Staples	2.1
Communication Services	10.7
Industrials	10.4
Health Care	11.6
Information Technology	17.0
Real Estate	2.3
Unclassified	0.0