

Desjardins SocieTerra Cleantech Equity Fund (Impax)

Fund Category

Global Small/Mid Cap Equity

General Information

Fund Code	348/748
Fund Inception	September 2016
Underlying Inception	June 2016
Fund Assets (\$Mil)	12.59
Underlying Assets (\$Mil)	441.25

Fund Company	Desjardins Investments Inc
Underlying Fund	Desjardins SocieTerra Cleantech A

Volatility Analysis



Investment Objective

This fund targets an annualized return at least 2.00% higher than that of the MSCI World Small Cap Net Index, over four-year moving periods

Benchmark

MSCI World Small Cap Net Index

Investment Strategy

This Fund, actively managed, aims to provide long-term capital growth by investing primarily in shares of companies that operate in the cleantech sector throughout the world, including emerging markets. The manager looks for sustainable returns by investing in the securities of undervalued corporations at least 50% of whose revenues, sales, profits and investments are directly related to cleantech and resource optimization activities. These are mainly companies with growing revenues and with a business model that focuses on energy efficiency, renewable energy, waste management, pollution control, water management, sustainable agriculture and environmental management.

Notes

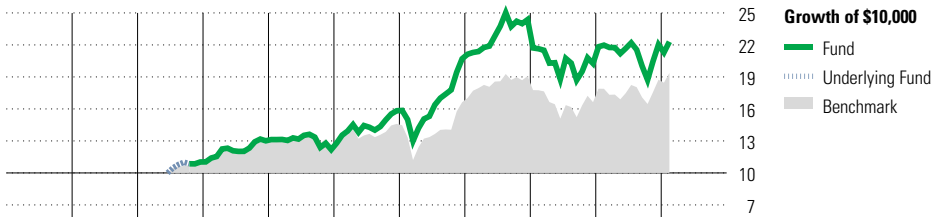
The underlying Fund performance returns are net. These are calculated after the funds operating expenses and investment fees.

Sub-advisor:

Impax Asset Management

The benchmark was last changed on March 1, 2019.

Performance Analysis as of February 29, 2024



Year	2014	2015	2016	2017	2018	2019	2020	2021	2022	2023	YTD	Calendar Year
Fund Return %	—	—	—	18.0	-6.3	29.9	30.8	17.7	-16.9	8.7	1.2	as at February 29, 2024
Benchmark %	—	—	—	15.8	-1.3	16.0	13.9	14.8	-12.9	12.7	3.4	

Annualized Returns %


	3 Mth	1 Yr	2 Yr	3 Yr	4 Yr	5 Yr	10 Yr
Fund	8.9	1.5	1.5	1.6	10.4	10.5	—
Benchmark	10.2	8.3	4.4	3.0	9.8	7.6	—

Underlying Fund Performance

Disclosure The above data represents past performance returns, which is not indicative of future results. These are gross performance returns, calculated after the fund's operating expenses, but before investment fees. For more information, please contact Desjardins Insurance's Customer Contact Centre at 1-800-968-3587.

Portfolio Analysis as of February 29, 2024

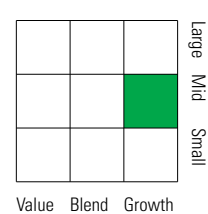
Composition



Top 10 Holdings

Company	% Assets
Stericycle Inc	2.9
Pentair PLC	2.9
PTC Inc	2.8
Aalberts NV	2.7
Clean Harbors Inc	2.4
DSM Firmenich AG	2.4
Spirax-Sarco Engineering PLC	2.3
Kingspan Group PLC	2.1
Rayonier Inc	2.1
Graphic Packaging Holding Co	2.1
Total Number of Portfolio Holdings	3
Total Number of Underlying Holdings	66
Total Number of Stock Holdings	61
Total Number of Bond Holdings	0

Equity Style



Market Cap

Market Cap	%
Giant	1.8
Large	15.5
Medium	47.1
Small	33.5
Micro	2.1

Top Five Countries

Country	% Assets
United States	48.4
United Kingdom	7.1
Switzerland	5.9
Netherlands	5.4
Canada	3.8

Global Equity Sectors

Sector	% Equity
Utilities	10.8
Energy	0.0
Financials	0.0
Materials	11.8
Consumer Discretionary	2.2
Consumer Staples	3.3
Communication Services	0.0
Industrials	45.7
Health Care	6.2
Information Technology	17.8
Real Estate	2.1
Unclassified	0.0