

Fidelity International Low Volatility Equity Fund

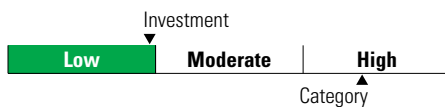
Fund Category
International Equity

General Information

Fund Code 353/753
Fund Inception July 2017
Underlying Inception July 2017
Fund Assets (\$Mil) 25.37
Underlying Assets (\$Mil) 25.36

Fund Company Fidelity Investments Canada ULC
Underlying Fund Fidelity Intl Low Volatility Eq Instl Tr

Volatility Analysis



Investment Objective

This fund targets an annualized return higher than that of the MSCI All Country World Ex-USA Net Index, expressed in Canadian dollars, over four-year moving periods.

Benchmark
MSCI All Country World Ex-USA Net

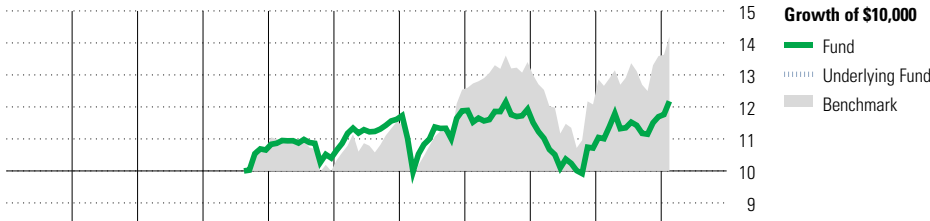
Investment Strategy

This fund, actively managed, aims to provide long-term capital appreciation while seeking to minimize overall portfolio volatility by investing primarily in equity securities of companies located anywhere in the world except the United States. The fund's manager combines techniques of bottom-up fundamental research and quantitative analysis to identify and select securities. Quantitative modeling is also used at the portfolio level to aim to reduce the overall volatility.

Notes

Underlying assets reflect the Fund manager's Series O units.

Performance Analysis as of February 29, 2024



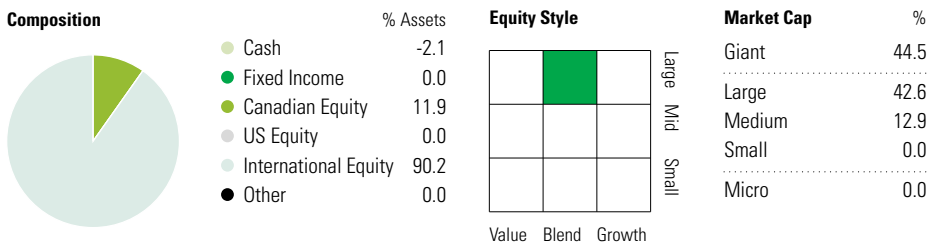
Year	2014	2015	2016	2017	2018	2019	2020	2021	2022	2023	YTD	Calendar Year
Fund Return %	—	—	—	—	-2.3	11.6	2.3	0.4	-10.2	9.1	4.1	as at February 29, 2024
Benchmark %	—	—	—	—	-6.5	15.4	8.7	6.9	-9.9	12.5	4.4	

Annualized Returns %	3 Mth	1 Yr	2 Yr	3 Yr	4 Yr	5 Yr	10 Yr
Fund	5.8	10.6	4.1	1.8	2.5	2.3	—
Benchmark	6.7	12.1	5.7	3.7	7.3	6.1	—

Underlying Fund Performance

Disclosure The above data represents past performance returns, which is not indicative of future results. These are gross performance returns, calculated after the fund's operating expenses, but before investment fees. For more information, please contact Desjardins Insurance's Customer Contact Centre at 1-800-968-3587.

Portfolio Analysis as of February 29, 2024



Top 10 Holdings	% Assets
ITOCHU Corp	1.2
Sumitomo Mitsui Financial Group Inc	1.1
ITC Ltd GDR	1.1
Larsen & Toubro Ltd DR	1.1
PT Bank Central Asia Tbk	1.1
Novo Nordisk A/S Class B	1.0
AstraZeneca PLC	1.0
Wolters Kluwer NV	1.0
Nissin Foods Holdings Co Ltd	1.0
BAE Systems PLC	1.0
Total Number of Portfolio Holdings	3
Total Number of Underlying Holdings	359
Total Number of Stock Holdings	322
Total Number of Bond Holdings	1

Top Five Countries	% Assets
Japan	18.2
China	12.0
Canada	11.7
India	7.0
United Kingdom	5.9

Global Equity Sectors	% Equity
Utilities	4.0
Energy	6.2
Financials	22.7
Materials	6.0
Consumer Discretionary	3.1
Consumer Staples	16.6
Communication Services	8.4
Industrials	14.2
Health Care	8.2
Information Technology	7.9
Real Estate	2.6
Unclassified	0.0