

CC&L Canadian Equity Growth Fund

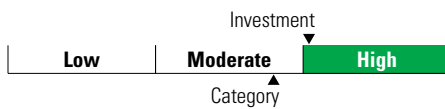
Fund Category
Canadian Equity

General Information

Fund Code 373/773
Fund Inception March 2018
Underlying Inception April 2012
Fund Assets (\$Mil) 212.52
Underlying Assets (\$Mil) 2,629.89

Fund Company Connor Clark & Lunn Inv Mgmt Ltd
Underlying Fund CC&L Group Canadian Q Growth

Volatility Analysis



Investment Objective

This fund targets an annualized return at least 2.00% higher than that of the S&P/TSX Index, over four-year moving periods.

Benchmark
S&P/TSX

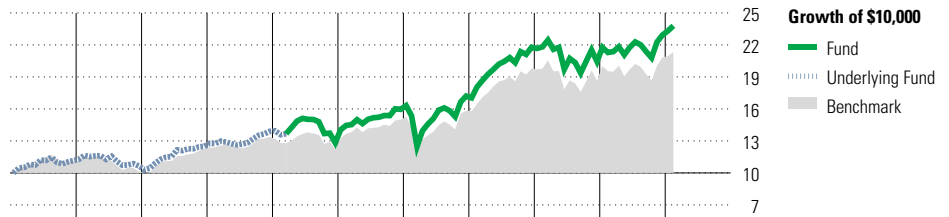
Investment Strategy

This fund, actively managed, aims to provide long-term capital appreciation by investing in a diversified portfolio of Canadian equities. The fund is managed according to a quantitative investment process, which focuses on companies that exhibit strong fundamental characteristics. Furthermore, the fund's stock selection puts an emphasis on growth characteristics.

Notes

Underlying assets reflect the Fund manager's Series A.

Performance Analysis as of February 29, 2024



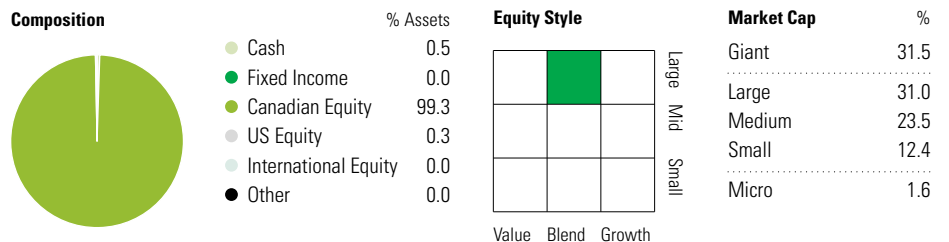
Year	2014	2015	2016	2017	2018	2019	2020	2021	2022	2023	YTD	Calendar Year
Fund Return %	11.6	-4.6	17.3	11.3	-8.9	24.4	7.8	26.6	-6.1	12.1	3.8	as at February 29, 2024
Benchmark %	10.6	-8.3	21.1	9.1	-8.9	22.9	5.6	25.1	-5.8	11.8	2.4	

Annualized Returns %	3 Mth	1 Yr	2 Yr	3 Yr	4 Yr	5 Yr	10 Yr
Fund	6.8	11.8	4.4	9.6	11.6	10.5	8.4
Benchmark	6.4	9.2	3.9	9.0	10.4	9.3	7.4

Underlying Fund Performance

Disclosure The above data represents past performance returns, which is not indicative of future results. These are gross performance returns, calculated after the fund's operating expenses, but before investment fees. For more information, please contact Desjardins Insurance's Customer Contact Centre at 1-800-968-3587.

Portfolio Analysis as of February 29, 2024



Top 10 Holdings	% Assets
The Toronto-Dominion Bank	4.2
Bank of Nova Scotia	4.1
Constellation Software Inc	3.8
Shopify Inc Reg Shs -A- Subord Vtg	3.5
Royal Bank of Canada	3.3
Power Corp of Canada Shs Subord.Voting	2.8
National Bank of Canada	2.5
Enbridge Inc	2.5
CIBC	2.4
Canadian National Railway Co	2.2
Total Number of Portfolio Holdings	3
Total Number of Underlying Holdings	291
Total Number of Stock Holdings	288
Total Number of Bond Holdings	0

Top Five Countries	% Assets
Canada	99.7
United States	0.3
Colombia	0.0

Global Equity Sectors	% Equity
Utilities	4.0
Energy	18.7
Financials	31.6
Materials	8.4
Consumer Discretionary	2.0
Consumer Staples	2.7
Communication Services	2.4
Industrials	15.3
Health Care	0.2
Information Technology	12.6
Real Estate	2.2
Unclassified	0.0