

Islamic Investment Principles

Fund Category

Miscellaneous - Other

General Information

Fund Code	396
Fund Inception	February 2020
Underlying Inception	N/A
Fund Assets (\$Mil)	26.83
Underlying Assets (\$Mil)	N/A

Fund Company	Desjardins Financial Security
Underlying Fund	65% iShares MSCI World Islamic UCITS ETF 35% SPDR Gold Shares

Volatility Analysis



Investment Objective

This fund aims to provide long-term capital growth by investing in securities compliant with Islamic investment principles.

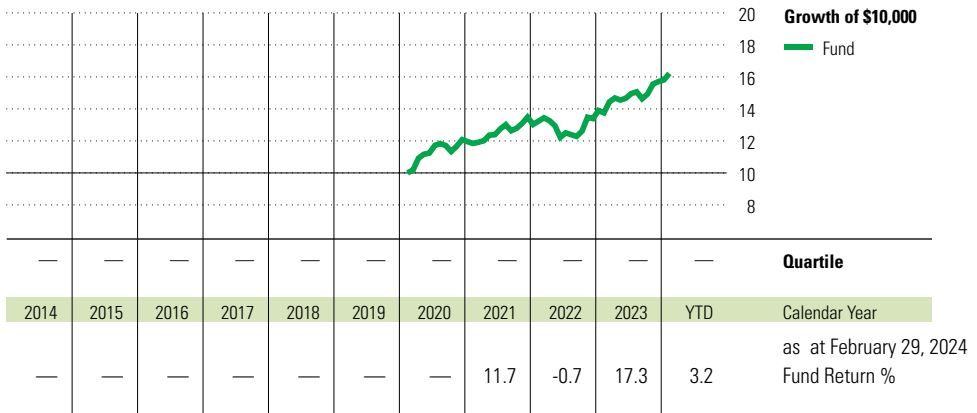
Investment Strategy

This fund, passively managed, invests in a combination of global equity and gold exchange-traded funds which are in accordance with Islamic investment principles. These principles prohibit investing in interest-bearing securities as well as companies that profit off certain activities, including alcohol, tobacco, gambling and weapons, or that derive significant income from interest on loans. The global equity exchange-traded fund aims to track the return of an index composed of companies from developed countries which comply with Islamic investment principles. The gold exchange-traded fund seeks to reflect the price performance of gold bullion.

Notes

No income purification is done by the Islamic Investment Principles Fund or its underlying investments, which means investors are responsible for the purification. The 2022 unpurified income for the fund corresponds to approximately 0.007% of assets invested in the fund at end of year, for a full year holding period. As an example, for \$100,000 held in the Islamic Investment Principles Fund as at December 31, 2022, the income purification required for 2022 would equal \$7. This amount should be reduced proportionately if the fund was only held during part of the year.

Performance Analysis as of February 29, 2024




Annualized Returns %	3 Mth	1 Yr	2 Yr	3 Yr	4 Yr	5 Yr	10 Yr
Fund	4.3	17.9	10.7	11.0	12.9	—	—

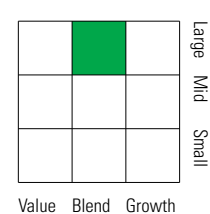
Disclosure The above data represents past performance returns, which is not indicative of future results. These are gross performance returns, calculated after the fund's operating expenses, but before investment fees. For more information, please contact Desjardins Insurance's Customer Contact Centre at 1-800-968-3587.

Portfolio Analysis as of February 29, 2024

Composition



Equity Style



Top Five Countries

Country	% Assets
United States	68.9
Japan	5.4
France	5.2
Switzerland	3.7
United Kingdom	3.5

Top 10 Holdings

Holder	% Assets
Gold	35.2
Microsoft Corp	11.5
Tesla Inc	2.3
Exxon Mobil Corp	1.7
Johnson & Johnson	1.5
Procter & Gamble Co	1.5
Advanced Micro Devices Inc	1.2
Salesforce Inc	1.2
Chevron Corp	1.1
Adobe Inc	1.0
Total Number of Portfolio Holdings	4
Total Number of Underlying Holdings	423
Total Number of Stock Holdings	373
Total Number of Bond Holdings	0

Global Equity Sectors

Sector	% Equity
Utilities	1.0
Energy	13.5
Financials	0.0
Materials	10.0
Consumer Discretionary	7.2
Consumer Staples	5.7
Communication Services	0.8
Industrials	10.3
Health Care	12.6
Information Technology	37.3
Real Estate	1.7
Unclassified	0.0