

Mondrian Global Equity Fund

Fund Category
Global Equity

General Information

Fund Code 604/0604
Fund Inception March 2021
Underlying Inception August 2002
Fund Assets (\$Mil) 92.34
Underlying Assets (\$Mil) 92.21

Fund Company Mondrian Investment Partners Ltd
Underlying Fund Mondrian Global All Countries World Equity Fund, Series M

Volatility Analysis

Low	Moderate	High
	▲	
Category		

Investment Objective

This fund targets an annualized return higher than that of the MSCI All Country World Net Index, expressed in Canadian dollars, over four-year moving periods.

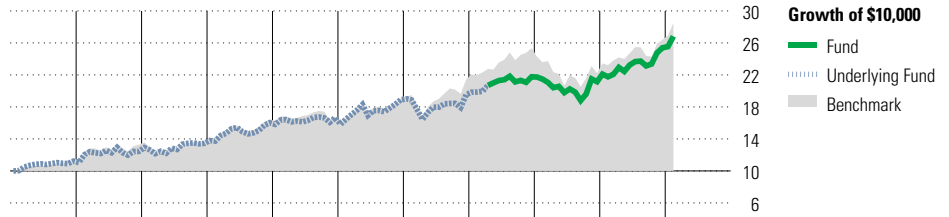
Benchmark

MSCI All Country World Net

Investment Strategy

This fund, actively managed, aims to produce meaningfully high real returns and preserve capital during market declines by investing primarily in equity securities of developed markets around the world, with an allocation to emerging markets. The manager employs a value approach which emphasizes yield and future real growth in dividends. It applies a consistent dividend discount methodology which compares value across all securities, markets and sectors.

Performance Analysis as of February 29, 2024



Year	2014	2015	2016	2017	2018	2019	2020	2021	2022	2023	YTD	Calendar Year
Fund Return %	10.5	16.9	6.8	14.7	0.1	20.1	4.3	9.9	-2.8	20.1	5.6	as at February 29, 2024
Benchmark %	14.4	18.9	3.2	15.8	-1.3	20.2	14.2	17.5	-12.4	18.9	7.9	


Annualized Returns %	3 Mth	1 Yr	2 Yr	3 Yr	4 Yr	5 Yr	10 Yr
Fund	8.3	23.3	11.8	8.8	7.9	9.2	9.8
Benchmark	10.0	22.7	9.9	7.7	9.0	10.5	10.5

Underlying Fund Performance

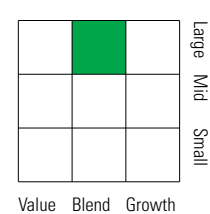
Disclosure The above data represents past performance returns, which is not indicative of future results. These are gross performance returns, calculated after the fund's operating expenses, but before investment fees. For more information, please contact Desjardins Insurance's Customer Contact Centre at 1-800-968-3587.

Portfolio Analysis as of February 29, 2024

Composition



Equity Style



Market Cap

Market Cap	%
Giant	37.8
Large	35.4
Medium	24.9
Small	2.0
Micro	0.0

Top 10 Holdings

Company	% Assets
Microsoft Corp	3.0
Dollar Tree Inc	3.0
Sony Group Corp	2.9
AbbVie Inc	2.8
Wells Fargo & Co	2.7
Sundrug Co Ltd	2.7
Fujitsu Ltd	2.7
L3Harris Technologies Inc	2.7
Enel SpA	2.7
Meta Platforms Inc Class A	2.6
Total Number of Portfolio Holdings	3
Total Number of Underlying Holdings	59
Total Number of Stock Holdings	56
Total Number of Bond Holdings	0

Top Five Countries

Country	% Assets
United States	50.4
Japan	13.7
United Kingdom	7.9
Italy	4.4
South Korea	3.5

Global Equity Sectors

Sector	% Equity
Utilities	4.4
Energy	3.4
Financials	11.9
Materials	3.3
Consumer Discretionary	8.7
Consumer Staples	15.9
Communication Services	3.2
Industrials	11.6
Health Care	19.1
Information Technology	15.5
Real Estate	2.9
Unclassified	0.0