

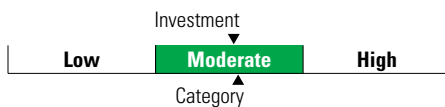
Fidelity ClearPath[®] Institutional 2040

Fund Category
2035+ Target Date Portfolio

General Information

Fund Code	938/0938/T338
Fund Inception	June 2019
Underlying Inception	March 2008
Fund Assets (\$Mil)	434.88
Underlying Assets (\$Mil)	1,393.73
Fund Company	Fidelity Investments Canada ULC
Underlying Fund	Fidelity Clearpath Inst 2040 Portfolio

Volatility Analysis



Investment Objective

Until its target retirement date, this Fund aims to provide a high total return by investing primarily in underlying funds and by using a dynamic asset allocation strategy with a risk level that is in line with its time horizon. Thereafter, the Fund aims to provide current income and, as secondary objective, capital appreciation.

Benchmark
Not Available

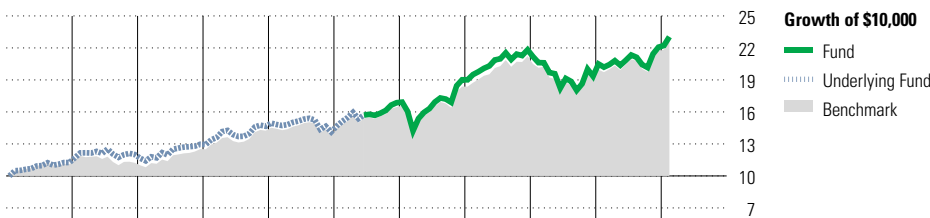
Investment Strategy

Until its target retirement date, this Fund aims to provide a high total return with a risk level that is in line with its time horizon by investing in underlying funds that hold a mix of equities, fixed-income instruments and alternative investments. Thereafter, the Fund aims to provide current income and, as secondary objective, capital appreciation. The Fund is intended for investors who had or are planning to begin drawing income from their savings between 2038 and 2042. Over time, the portfolio is rebalanced to reflect a decreasing tolerance for portfolio volatility.

Notes

Fidelity ClearPath[®] is a registered trademark of FMR Corp. Used with permission.

Performance Analysis as of February 29, 2024



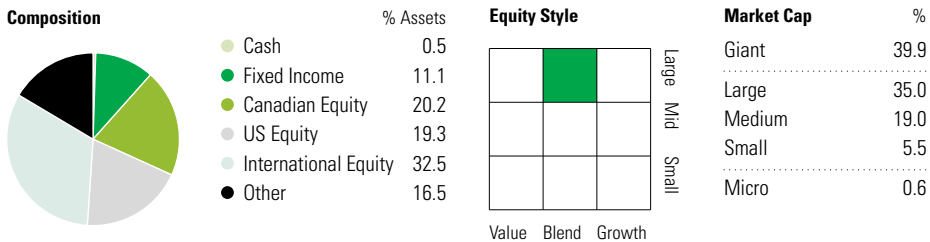
											Quartile	
2014	2015	2016	2017	2018	2019	2020	2021	2022	2023	YTD	Calendar Year	
12.5	6.6	8.0	13.0	-3.6	19.5	12.7	14.8	-11.4	14.1	4.4	as at February 29, 2024	
11.0	1.1	11.5	13.8	-3.4	19.5	11.7	15.6	-11.0	14.8	4.2	Fund Return %	
											Benchmark %	

Annualized Returns %	3 Mth	1 Yr	2 Yr	3 Yr	4 Yr	5 Yr	10 Yr
Fund	7.5	14.1	5.7	5.7	9.5	8.8	8.2
Benchmark	7.4	14.6	5.9	6.4	9.7	8.8	8.0

Underlying Fund Performance

Disclosure The above data represents past performance returns, which is not indicative of future results. These are gross performance returns, calculated after the fund's operating expenses, but before investment fees. For more information, please contact Desjardins Insurance's Customer Contact Centre at 1-800-968-3587.

Portfolio Analysis as of February 29, 2024



Top 10 Holdings	% Assets	Top Five Countries	% Assets
Fidelity U.S. Equity Index Ins Trust	7.9	Canada	28.1
Fidelity Global Developed Mkts Sovereign	5.8	United States	26.8
Select Eme Instl Trust	2.2	Japan	7.0
Constellation Software Inc	1.4	United Kingdom	5.7
Royal Bank of Canada	1.4	France	4.4

Global Equity Sectors	% Equity
Utilities	3.0
Energy	6.8
Financials	22.0
Materials	7.1
Consumer Discretionary	9.5
Consumer Staples	5.9
Communication Services	5.1
Industrials	14.4
Health Care	7.7
Information Technology	15.8
Real Estate	2.6
Unclassified	0.0