

# DFS GIF – International Equity Growth – Desjardins

**Fund Category**  
International Equity

**Morningstar Return**  
Average

**Morningstar Risk**  
High

**Morningstar Rating™**  
★★

## Investment Objective

The objective of this Fund is to achieve long term capital growth by investing in equity and equity related securities of companies located or operating outside North America, while when appropriate, also investing in equity and equity related securities located or operating in emerging markets.

## Volatility Analysis



## Best 1 Year Return

76.6%  
1-31-2020 to 1-31-2021

## Worst 1 Year Return

-43.4%  
10-31-2021 to 10-31-2022

## Fund Details

Inception Date	September 2012
Series 5 Min. Investment \$	500
Subsequent Investment \$	50
Total Assets \$Mil	33.8
Series 5 NAV \$	16.13
Series 5 MER %	3.10

## Additional Fees

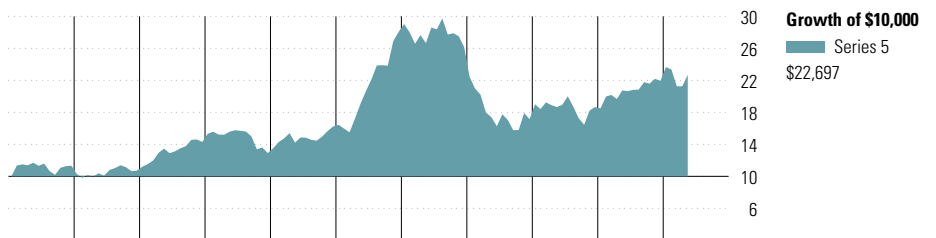
Name	Fee
75/100i	0.55
100/100r	0.85
GMWB	-
GLWB GLWB2	-

Management Company	Desjardins Funds
Web Site	desjardinslifeinsurance.com

## Risk and Return Statistics

	3 Yr
Alpha	-6.98
Beta	1.31
R-Squared	68.28
Standard Deviation	19.72
Upside Capture	110.73
Downside Capture	168.39
Information Ratio	-0.46

## Performance Analysis as of May 31, 2025




2015	2016	2017	2018	2019	2020	2021	2022	2023	2024	YTD	Calendar Year
13.2	-5.5	33.6	-9.7	25.8	72.8	-6.7	-34.5	8.9	17.6	3.5	Series 5

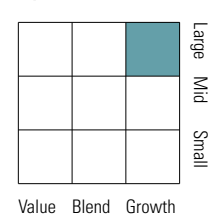
1 Mth	3 Mth	6 Mth	1 Yr	3 Yr	5 Yr	10 Yr	Since Incep.	Trailing Return %
6.8	-2.8	2.3	9.4	9.3	3.5	6.9	9.7	Series 5
1	4	4	3	4	4	1	—	Quartile
308	308	308	308	304	290	211	—	No. of Funds in Category

## Portfolio Analysis as of May 31, 2025

### Asset Mix



### Equity Style



### Market Cap

	%
Giant	44.9
Large	32.0
Medium	14.8
Small	8.3
Micro	0.0

## Top 10 Holdings

	% Assets
Spotify Technology SA	7.0
Adyen NV	5.5
ASML Holding NV	4.4
Ferrari NV	3.9
MercadoLibre Inc	3.6
Taiwan Semiconductor Manufacturing	3.6
Atlas Copco AB Class A	3.4
argenx SE	3.2
Hermes International SA	3.2
L'Oreal SA	3.0
Total % of Top 10 Holdings	41.0
Total Number of Stock Holdings	63
Total Number of Bond Holdings	0
Total Number of Other Holdings	8
<b>Total Number of Holdings</b>	<b>71</b>

## Global Equity Sectors

	% Equity
Information Technology	29.4
Consumer Discretionary	21.1
Financials	15.7
Communication Services	10.4
Health Care	10.0
Industrials	9.7
Consumer Staples	3.4
Materials	0.4
Energy	0.0
Utilities	0.0
Real Estate	0.0
Unclassified	0.0

## Geographic Allocations

	% Stocks
United States	23.0
Netherlands	11.8
China	10.3
Denmark	6.7
France	6.4

# DFS GIF – International Equity Growth – Desjardins

## Disclosure

### Notes

Series 5A  
75/75: S899  
75/100i: M899  
100/100r: L899

Series 5B  
75/75: S890  
75/100i: M890  
100/100r: L890

Series 5C  
75/75: S895  
75/100i: M895  
100/100r: L895

### Disclosure

Any amount that is allocated to a GIF is invested at the risk of the contractholder and may increase or decrease in value. This document is not a comprehensive description of the DFS GIF – International Equity Growth – Desjardins. Please refer to the most recent Contract and Information Folder for the Desjardins Financial Security Guaranteed Investment Funds Plan -

Helios for more information such as (without limitation) contract features, guarantees and fee options. Helios is a registered trademark owned by Desjardins Financial Security Life Assurance Company. DFS Guaranteed Investment Funds are established by Desjardins Financial Security Life Assurance Company.