

DFS GIF – Canadian Balanced – CI

Fund Category
Canadian Neutral Balanced

Morningstar Return
Above Average

Morningstar Risk
High

Morningstar Rating™
★★★★

Investment Objective

To provide investors with an attractive balance of current income and capital appreciation by investing primarily in a combination of Canadian equity and equity-related securities and fixed income securities.

Volatility Analysis



Best 1 Year Return

25.5%

3-31-2020 to 3-31-2021

Worst 1 Year Return

-10.1%

12-31-2021 to 12-31-2022

Fund Details

Inception Date	February 2014
Series 6 Min. Investment \$	1,000
Series 7 Min. Investment \$	250,000
Series 8 Min. Investment \$	1,000
Subsequent Investment \$	500
Total Assets \$Mil	104.2
Series 6 NAV \$	8.54
Series 6 MER %	2.47
Series 7 NAV \$	9.06
Series 7 MER %	1.91
Series 8 NAV \$	7.33
Series 8 MER %	2.12

Additional Fees

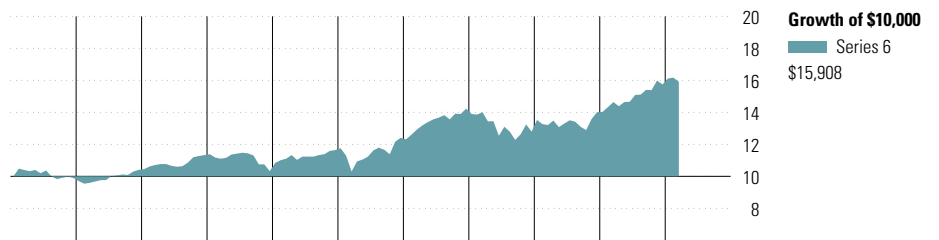
Name	Fee
Helios2 – 75/100 i	0.50
Helios2 – 75/100 GLWB	1.50
Helios2 – 100/100 i	1.15

Management Company	CI Investments Inc
Web Site	desjardinslifeinsurance.com

Risk and Return Statistics

	3 Yr
Alpha	-1.84
Beta	1.11
R-Squared	96.39
Standard Deviation	10.12
Upside Capture	100.45
Downside Capture	117.03
Information Ratio	-0.83

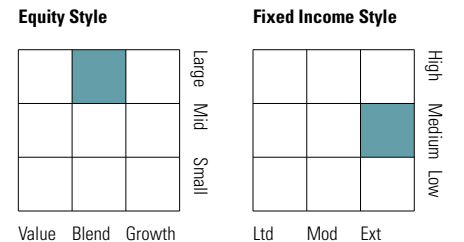

Performance Analysis as of March 31, 2025



2015	2016	2017	2018	2019	2020	2021	2022	2023	2024	YTD	Calendar Year
-1.1	5.1	8.9	-8.9	12.8	6.6	14.7	-10.1	9.5	12.4	1.1	Series 6
-0.6	5.6	9.5	-8.4	13.2	7.3	15.4	-9.7	10.2	13.0	1.2	Series 7
—	—	—	—	13.1	6.8	15.3	-9.9	9.9	12.8	1.1	Series 8

1 Mth	3 Mth	6 Mth	1 Yr	3 Yr	5 Yr	10 Yr	Since Incep.	Trailing Return %
-1.6	1.1	3.3	8.7	4.3	9.1	4.4	4.9	Series 6
-1.5	1.2	3.7	9.3	4.9	9.7	4.9	5.5	Series 7
-1.6	1.1	3.5	9.1	4.7	9.4	—	5.7	Series 8
3	2	1	2	2	1	1	—	Quartile
1169	1169	1169	1169	1152	1147	747	—	No. of Funds in Category

Portfolio Analysis as of March 31, 2025



Top 10 Holdings	% Assets
CI Private Markets Fund (Series I)	3.6
Manulife Financial Corp	2.6
CI Private Markets Income Fd (Series I)	2.2
Fairfax Financial Hldgs Shs Subord.Vtg	1.9
Enbridge Inc	1.8
Wheaton Precious Metals Corp	1.7
Shopify Inc Reg Shs -A- Subord Vtg	1.7
The Toronto-Dominion Bank	1.4
Canadian Natural Resources Ltd	1.4
Bank of Nova Scotia	1.4
Total % of Top 10 Holdings	19.7
Total Number of Stock Holdings	133
Total Number of Bond Holdings	196
Total Number of Other Holdings	219
Total Number of Holdings	548

Top 5 Sectors	% Equity
Financials	31.0
Industrials	12.3
Energy	12.2
Information Technology	10.6
Materials	7.2

Fixed Income Breakdown	% Fixed Income
Government Bonds	51.7
Corporate Bonds	46.3
Other Bonds	0.0
Mortgage Backed Securities	0.2
ST Investments (Cash & Other)	0.5
Asset Backed Securities	1.3

Geographic Allocations	% Stocks
Canada	60.1
United States	30.6
United Kingdom	3.7
Germany	1.4
Japan	1.2

DFS GIF – Canadian Balanced – CI

Disclosure

Notes

Series 6A

Helios2 – 75/75 : S266A

Helios2 – 75/100 i : M266A

Helios2 – 100/100 i : T266A

Helios2 – 75/100 GLWB : G266A

Series 6B

Helios2 – 75/75 : S266B

Helios2 – 75/100 i : M266B

Helios2 – 100/100 i : T266B

Helios2 – 75/100 GLWB : G266B

Series 6C

Helios2 – 75/75 : S266C

Helios2 – 75/100 i : M266C

Helios2 – 100/100 i : T266C

Helios2 – 75/100 GLWB : G266C

Series 6D

Helios2 – 75/75 : S266D

Helios2 – 75/100 i : M266D

Helios2 – 100/100 i : T266D

Series 6E

Helios2 – 75/75 : S266E

Helios2 – 75/100 i : M266E

Helios2 – 100/100 i : T266E

Series 7A

Helios2 – 75/75 : S267A

Helios2 – 75/100 i : M267A

Helios2 – 100/100 i : T267A

Helios2 – 75/100 GLWB : G267A

Series 8A

Helios2 – 75/75 : S268A

Helios2 – 75/100 i : M268A

Helios2 – 100/100 i : T268A

Helios2 – 75/100 GLWB : G268A

Series 8B

Helios2 – 75/75 : S268B

Helios2 – 75/100 i : M268B

Helios2 – 100/100 i : T268B

Helios2 – 75/100 GLWB : G268B

Series 8C

Helios2 – 75/75 : S268C

Helios2 – 75/100 i : M268C

Helios2 – 100/100 i : T268C

Helios2 – 75/100 GLWB : G268C

Series 8D

Helios2 – 75/75 : S268D

Helios2 – 75/100 i : M268D

Helios2 – 100/100 i : T268D

Series 8E

Helios2 – 75/75 : S268E

Helios2 – 75/100 i : M268E

Helios2 – 100/100 i : T268E

Disclosure

Any amount that is allocated to a GIF is invested at the risk of the contractholder and may increase or decrease in value. This document is not a comprehensive description of the DFS GIF – Canadian Balanced – CI. Please refer to the most recent Contract and Information Folder for the Desjardins Financial Security Guaranteed Investment Funds Plan - Helios2 for more information such as (without limitation) contract features, guarantees, Series 8 eligibility and fee options. Helios2

is a trademark owned by Desjardins Financial Security Life Assurance Company. DFS Guaranteed Investment Funds is a registered trademark owned by Desjardins Financial Security Life Assurance Company. DFS Guaranteed Investment Funds are established by Desjardins Financial Security Life Assurance Company. DFS stands for Desjardins Financial Security.