

# DFS GIF – Global Balanced – Jarislowsky Fraser

**Fund Category**  
Global Neutral Balanced

**Morningstar Return**  
Average

**Morningstar Risk**  
Above Average

**Morningstar Rating™**  
★★★

## Investment Objective

To provide investors with an opportunity to achieve a high rate of return by investing in a diversified portfolio consisting of a balance of equity and fixed-income securities of issuers located throughout the world.

## Volatility Analysis



## Best 1 Year Return

19.0%  
10-31-2023 to 10-31-2024

## Worst 1 Year Return

-17.4%  
2-28-2008 to 2-28-2009

## Fund Details

Inception Date	November 2003
Series 3 Min. Investment \$	500
Series 5 Min. Investment \$	500
Subsequent Investment \$	50
Total Assets \$Mil	187.4
Series 3 NAV \$	11.25
Series 3 MER %	3.39
Series 5 NAV \$	12.30
Series 5 MER %	2.85

## Additional Fees

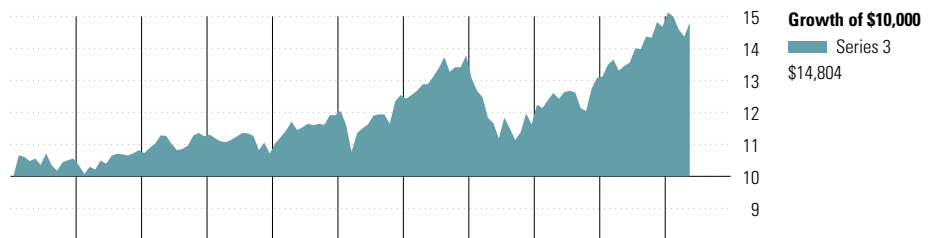
Name	Fee
75/100i	0.45
100/100r	0.45
GMWB	0.80
GLWB GLWB2	0.80 0.95

Management Company	Jarislowsky Fraser
Web Site	desjardinslifeinsurance.com

## Risk and Return Statistics

	3 Yr
Alpha	-0.81
Beta	1.13
R-Squared	95.86
Standard Deviation	9.53
Upside Capture	105.78
Downside Capture	115.00
Information Ratio	-0.15

## Performance Analysis as of May 31, 2025




2015	2016	2017	2018	2019	2020	2021	2022	2023	2024	YTD	Calendar Year
5.6	2.5	4.0	-4.8	11.2	5.3	9.9	-15.7	12.6	12.2	0.9	Series 3
6.1	3.0	4.7	-4.3	11.6	5.9	10.4	-15.2	13.2	12.7	1.2	Series 5

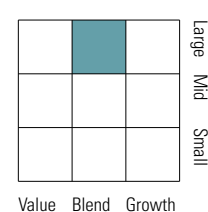
1 Mth	3 Mth	6 Mth	1 Yr	3 Yr	5 Yr	10 Yr	Since Incep.	Trailing Return %
3.0	-1.2	-0.1	10.1	8.3	5.2	3.4	3.8	Series 3
3.0	-1.1	0.2	10.7	8.8	5.7	4.0	4.3	Series 5
2	2	3	1	1	3	3	—	Quartile
745	745	745	741	691	680	468	—	No. of Funds in Category

## Portfolio Analysis as of May 31, 2025

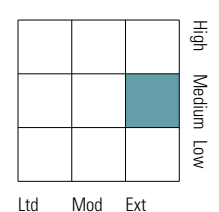
### Asset Mix



### Equity Style



### Fixed Income Style



### Top 10 Holdings

	% Assets
Microsoft Corp	1.6
Canadian National Railway Co	1.5
Ontario (Province Of) 4.15% 02-06-2034	1.4
Brookfield Corp Reg Shs -A- Ltd Vtg	1.4
Canada (Government of) 2.75% 01-06-2033	1.3
The Toronto-Dominion Bank	1.3
Amazon.com Inc	1.2
Bank of Montreal	1.2
Ontario (Province Of) 3.75% 02-12-2053	1.1
Canada (Government of) 1.25% 01-03-2027	1.1
Total % of Top 10 Holdings	13.0
Total Number of Stock Holdings	152
Total Number of Bond Holdings	91
Total Number of Other Holdings	73
<b>Total Number of Holdings</b>	<b>316</b>

### Top 5 Sectors

	% Equity
Financials	24.6
Industrials	18.3
Information Technology	17.7
Health Care	9.8
Consumer Staples	9.0

### Fixed Income Breakdown

	% Fixed Income
Government Bonds	54.8
Corporate Bonds	33.1
Other Bonds	0.0
Mortgage Backed Securities	0.9
ST Investments (Cash & Other)	11.2
Asset Backed Securities	0.0

### Geographic Allocations

	% Stocks
Canada	38.6
United States	29.8
United Kingdom	7.0
Switzerland	4.6
France	4.6

# DFS GIF – Global Balanced – Jarislowsky Fraser

## Disclosure

Notes	Disclosure	
Series 5A 75/75: S209 75/100i: M209 100/100r: L209	Any amount that is allocated to a GIF is invested at the risk of the contractholder and may increase or decrease in value. This document is not a comprehensive description of the DFS GIF – Global Balanced – Jarislowsky Fraser. Please refer to the most recent Contract and Information Folder for the Desjardins Financial Security Guaranteed Investment Funds Plan -	Helios for more information such as (without limitation) contract features, guarantees and fee options. Helios is a registered trademark owned by Desjardins Financial Security Life Assurance Company. DFS Guaranteed Investment Funds are established by Desjardins Financial Security Life Assurance Company.
Series 5B 75/75: S200 75/100i: M200 100/100r: L200		
Series 5C 75/75: S205 75/100i: M205 100/100r: L205		